



HERE NOW!



ANNOUNCING...THE LAUNCH OF MOBILE ORDER & PAY

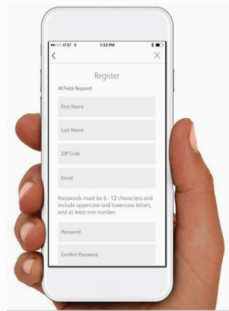
How to download the McDonald's Mobile App:

Step 1



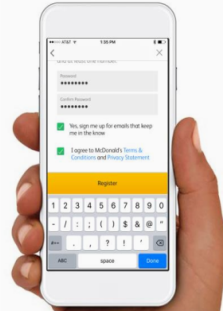
Download the app from app store or google play store

Step 2



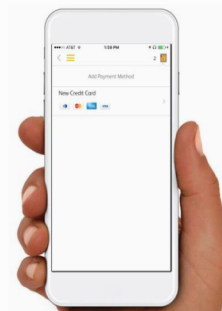
Enter your info and create a password

Step 3



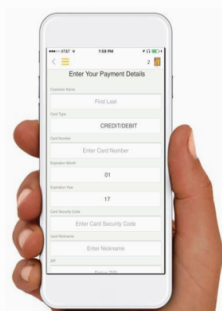
Accept the terms and verify activation through email

Step 4



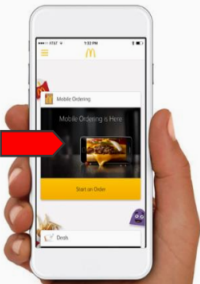
Click on the menu and click your name to enter a payment method.

Step 5

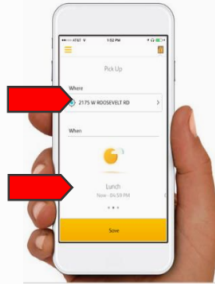


Enter payment details. **Card on file is needed for Mobile Ordering**

How to place an order in the McDonald's Mobile App:



Touch the mobile order tile



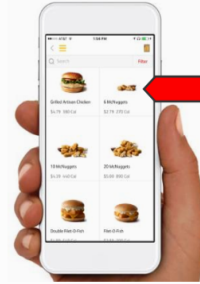
Choose location
Choose daypart



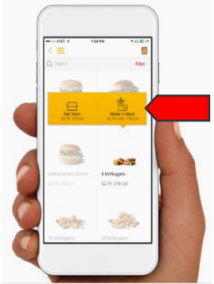
Start your order



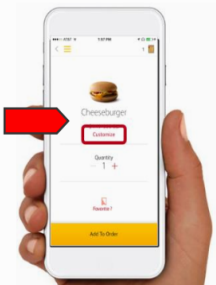
Browse the food categories



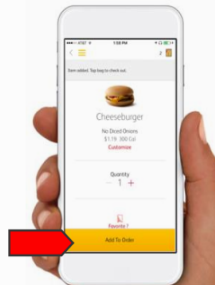
Select the item you like



Just the sandwich or make it a meal



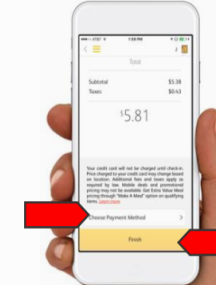
Customize if you like



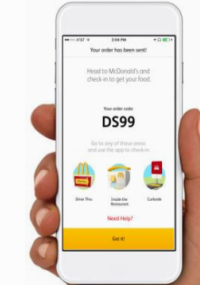
Add to order



When you are done, press the bag and then continue



Select payment method & finish



You're done! Head to the restaurant



Check-in when you arrive:
Front-counter, drive-thru, or curbside.
Keep your 4 digit code

